

Guide To Earning LEED® Credits By Using Dryvit Outsulation® Systems



LEED is a registered trademark of the U.S. Green Building Council.

An **RPM** Company

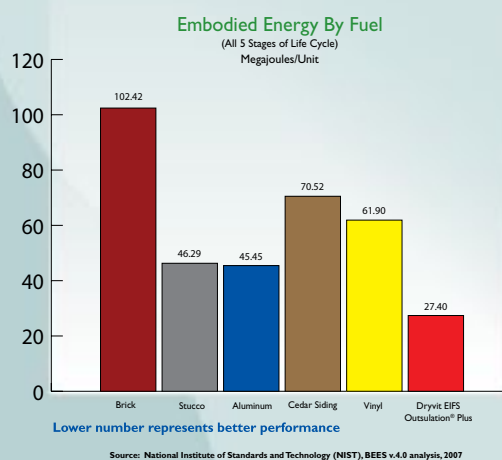
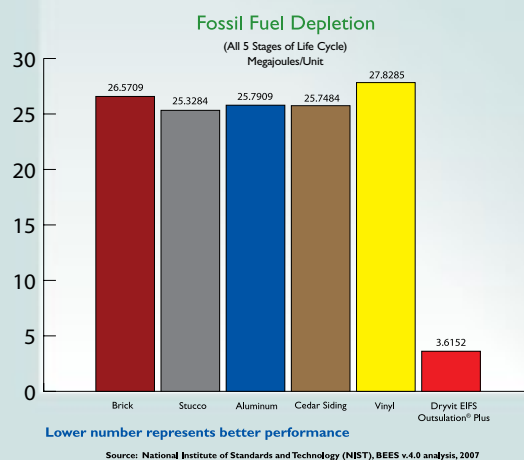
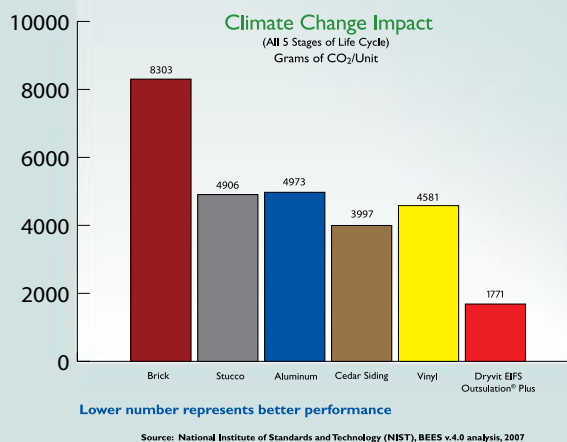
DS259

It's all about having the smallest environmental footprint possible

At Dryvit, we are fully committed to providing cladding options that help you meet your green design objectives. This commitment has manifested itself in several ways: from earning the ISO 14001 certification, to making sure our carbon footprint is as small as possible throughout the life cycle of our products including extraction, manufacturing, transportation, construction and building use.

In a comprehensive Life Cycle Assessment (LCA) completed by the National Institute of Standards and Technology (NIST), Dryvit Outsulation systems were shown to have significantly less adverse impact on our environment than brick, stucco and other claddings.

The charts to the right illustrate parts of the NIST study of the life cycle advantages of Dryvit Outsulation systems.



LEEDership By Design

There are several ways that using Dryvit systems or finishes can help you earn LEED credits.

New Construction

Energy and Atmosphere (EA)

EA Credit 1: Reducing energy usage and consequently energy costs in new construction offers both the greatest opportunity to save money, increase occupant comfort and to garner points toward LEED certification. By improving the energy performance of the facility over a baseline design complying with ASHRAE Standard 90.1-2007, applicants may earn as many as 19 points. The integral air barrier and continuous insulation that Outsulation systems provide are major factors in high-performance buildings. Dryvit Outsulation Systems can add an R-Value of 3.85/inch of thickness of continuous insulation on the exterior of building walls providing a very cost effective solution to achieving envelope insulation goals.

Materials and Resources

MR Credit 2.1 and 2.2: Points may be achieved by diverting materials from the construction waste stream. The installation of Dryvit Outsulation systems produces very little waste, and Dryvit further minimizes the amount of materials flowing to landfills and incinerators by using only recyclable packing. The leftover EPS cut-offs may also be recycled.

MR Credit 4.1 and 4.2: Dryvit's wet products contain a small quantity of post-industrial (pre-consumer) recycled content and may add to the calculation for attainment of these credits.

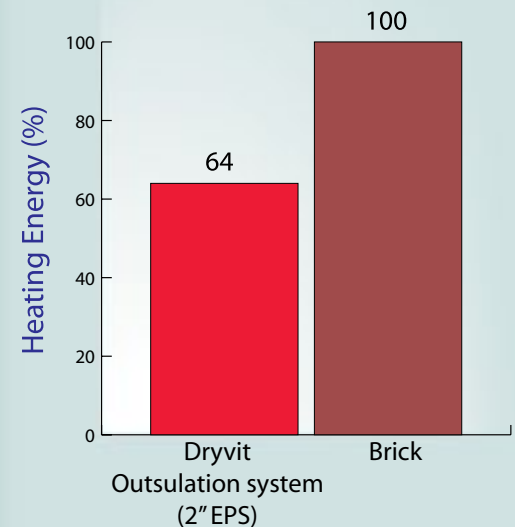
MR Credit 5.1 and 5.2: Recognizing the negative impact of transportation of both raw and manufactured materials, these credits are given to design teams who utilize local materials. With five manufacturing facilities in North America, Dryvit is an excellent choice in this regard.

Innovation & Design Process

Using Dryvit Outsulation systems affords the opportunity to be awarded points for exceptional performance above the requirements set by the LEED-NC Green Building Rating System and/or innovative performance in Green Building categories not specifically addressed by the LEED-NC Green Building Rating System. The extraordinary energy efficiency of Dryvit Outsulation systems, as defined by the Oak Ridge National Laboratory's study that found Dryvit Outsulation systems to be 84% more energy efficient than six other common cladding choices, helps meet the credit requirements.



Annual Heating Consumption
Kansas City, MO
(Oak Ridge National Laboratory Study*)



**For full details of this study, contact Dryvit Systems, Inc.*

Renovation

Materials and Resources - Building Reuse

The building envelope has a significant impact on energy performance and operating costs. By retrofitting the building's exterior with Dryvit Outsulation systems, you have the potential to solve a multitude of existing building ailments such as poor insulation and excessive air infiltration. See examples below comparing Dryvit's Outsulation system to brick.

Table 1: Dryvit Outsulation Systems (2" EPS)

	Heating	Cooling
Mechanical Peak Load BTU/Hour	-48,134	17,104
Percent of Load	2.9	0.8
Electrical Peak Load Kw/Hour	14.1	2.0
Tonnage	-	1.5
Average Mechanical Load	28,880	10,262
Average Electrical Load	8.5	1.1
Seasonal Energy Costs .07 Kw/Hour	\$523.60	\$95.00

Note: These loads refer to heating and cooling associated with heat loss or heat gain through the wall assemblies, not total load of the building.

Source: Analysis performed by Nash Lipsey Burch, LLC, engineering consultants, Nashville, TN for Lyman, Davidson & Dooley architects, Nashville, TN

Table 2: Brick

	Heating	Cooling
Mechanical Peak Load BTU/Hour	-125,445	44,573
Percent of Load	7.3	1.9
Electrical Peak Load Kw/Hour	36.7	5.2
Tonnage	-	4.0
Average Mechanical Load	75,267	26,743
Average Electrical Load	22.0	2.9
Seasonal Energy Costs .07 Kw/Hour	\$1,355.00	\$250.00

Note: These loads refer to heating and cooling associated with heat loss or heat gain through the wall assemblies, not total load of the building.

Source: Analysis performed by Nash Lipsey Burch, LLC, engineering consultants, Nashville, TN for Lyman, Davidson & Dooley architects, Nashville, TN

Help is a phone call away

Dryvit has LEED specialists on staff who are available to field your questions about using Dryvit Outsulation systems to help earn LEED credits.

For assistance, call Dryvit's Engineering Department at 1-800-556-7752, ext.420 or visit our web site at www.DryvitIsGreen.com



Tiny footprint...huge benefit



Dryvit Systems, Inc.
WORLD HEADQUARTERS
One Energy Way
West Warwick, RI 02893
800-556-7752
401-822-4100
www.dryvit.com

DRYVIT SYSTEMS CANADA
129 Ringwood Drive
PO Box 1268
Stouffville, Ontario
L4A 8A2
1-800-263-3308
905-642-0444
www.dryvit.ca

© Dryvit Systems, Inc. 2007
Printed in U.S.A 9-07-10M
R1:2-19-10